



62
Spec 2.1

Model Number

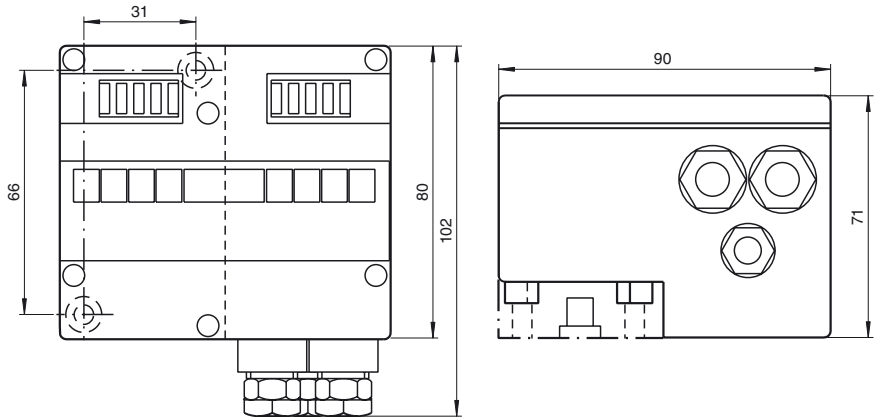
VBG-CCL-G4F

CC Link Gateway IP65

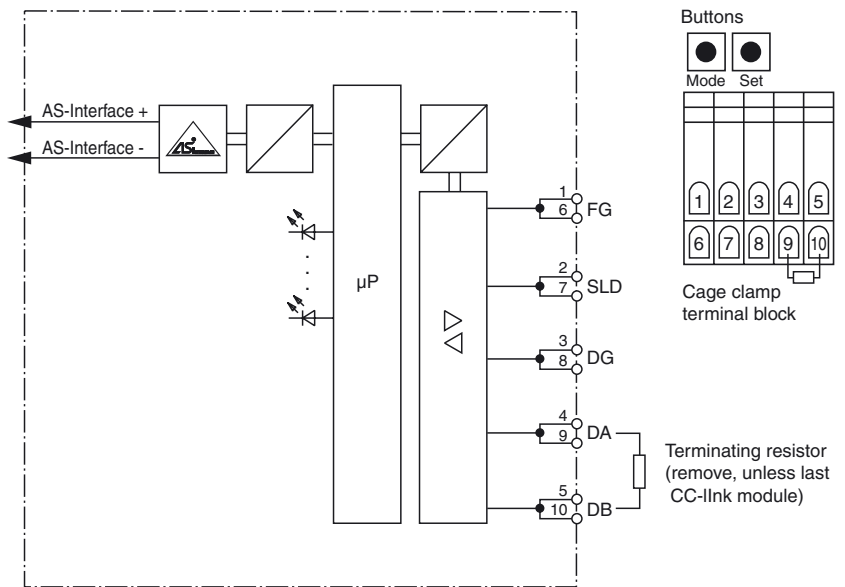
Features

- Gateway according to AS-Interface specification 2.1 for up to 62 units
- AS-Interface connection via flat cable and EMS standard bottom section (included delivery)
- Protection degree IP65
- Voltage supply from AS-Interface
- PLC functionality
- Error diagnostics via LEDs and LC display

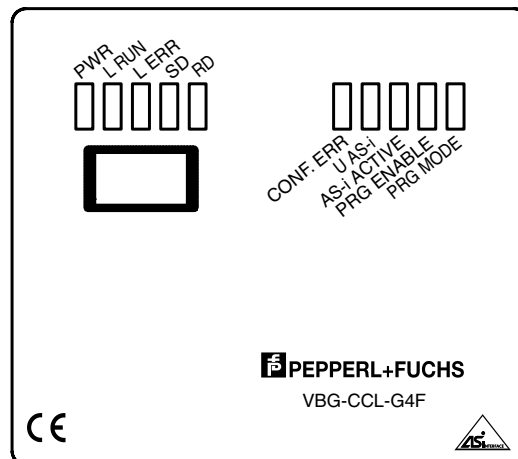
Dimensions



Electrical connection



Indicating / Operating means



Release date: 2007-07-30 09:46 Date of issue: 2007-07-30 122887_ENG.xml

Technical data**General specifications**

AS-Interface specification	V2.11
Diagnostics function	integrated

Indicators/operating means

Display	LED display, 2 digits, for addressing and error messages
LED SD	CC Link send data; LED green
LED RD	CC Link receive data; LED green
LED AS-i ACTIVE	AS-Interface operation normal; LED green
LED CONFIG ERR	configuration error; LED red
LED PWR	voltage ON; LED green
LED L RUN	CC link in operation; LED green
LED L ERR	CC Link error; LED red
LED PRG ENABLE	autom. programming; LED green
LED PRG MODE	projecting mode active; LED yellow
LED U AS-i	AS-Interface voltage; LED green
Switch SET	Selection and setting of a slave address
Button MODE	Mode selection/save configuration

Electrical specifications

Insulation voltage	U_i	≥ 500 V
Rated operational voltage	U_e	from AS-Interface
Rated operational current	I_e	≤ 200 mA from AS-Interface

Interface

Protocol	according to CC-Link specification
Interface type	remote device, 3 occupied stations
Transfer rate	156 kBit/s up to 10 MBit/s

Connection

AS-Interface	cable piercing technique
CC Link	Cable gland M16 x 1.5 and cage spring terminals

Ambient conditions

Ambient temperature	0 ... 55 °C (273 ... 328 K)
Storage temperature	-25 ... 85 °C (248 ... 358 K)

Mechanical specifications

Protection degree	IP65
Material	
Housing	PA 6 GF30
Mass	355 g
Construction type	Plastic housing with cable gland

Compliance with standards and directives

Standard conformity	
Protection degree	EN 60529

Function

The VBG-CCL-G4F is a complete CC-Link master for use in the field (IP65). The gateway's G4 field housing has the same advantages as the serial master in this design.

Two buttons are used for address assignment of the AS-Interface slaves and acceptance of the desired configuration. In configuration mode, all detected AS-Interface slaves are displayed on the 2-digit LCD. In normal operation, the LCD is blank unless the master detects a faulty AS-Interface slave. The LEDs, located on the front panel, show the current status of the AS-i line.

PLC Functionality

The VBG-CCL-G4F provides 16 kBytes of program memory, 8 kBytes of main memory, 1024 counters and 1024 timers for PLC functionality. These capacities suffice to process the data on the AS-Interface. Thus the master can also be operated in "stand-alone" mode. The program processing time is 2 ms per 1000 word commands. The programming language is based on the STEP5[®] programming language. The AS-Interface CTRL functions (upload, download, start, stop, read or write internal memory) are available in expanded mode.

Software

No additional software is required.

Accessories**U-G1P**

AS-Interface module mounting base

VAZ-G4-B

Blind plug

U-G1F

base is included with delivery